

Auto-purchase Module



- [Description](#)
- [Installation](#)
 - [How to install the module](#)
 - [Taobao](#)
 - [Use](#)
 - [Description](#)
 - [Authorization and sessions](#)
 - [Add a session](#)
 - [Select a session](#)
 - [Booking/reservation](#)
 - [Activity page](#)
 - [Binding a product to the order](#)
 - [Auto-purchase](#)

Description

Installation

How to install the module

To install the "Auto-purchase" module you must:

1. Be registered on **Goods provider's** website.
2. Update your website to 1.3.7 version. If any customizations of your website are available, the installation of the module has to be paid for, otherwise you need to disable customizations and update the website on your own.
3. Buy the "Auto-purchase" module. (Connection to every next goods provider is charged extra. For more information about the module price refer to promo-website. For details on how to set up multiple goods providers contact a manager via Skype.)
4. Once you have bought the module it is necessary to submit an application to [technical support](#) providing the data required to install the module. After successful installation refer to the following instructions on how to use it.

In order to purchase and reserve products one needs to be registered on a desired goods provider's website.



Important

The price for the module includes connection to only one of all possible goods providers. Connection to every next goods provider is charged extra.

The following goods providers are available for installation:

Taobao

If you have been registered on [Taobao.com](#) you may connect Taobao as your goods provider.



Important

The auto-purchase feature isn't applicable to Tmall goods.

Approximately a year and a half ago some discounts on Tmall goods ceased to be transmitted through Taobao API.

The current exclusive method for receiving discounts developed by OpenTrade Commerce does not allow using these discounts for auto-purchase as far as the auto-purchase possibility is applicable only to discounts transmitted through Taobao API.

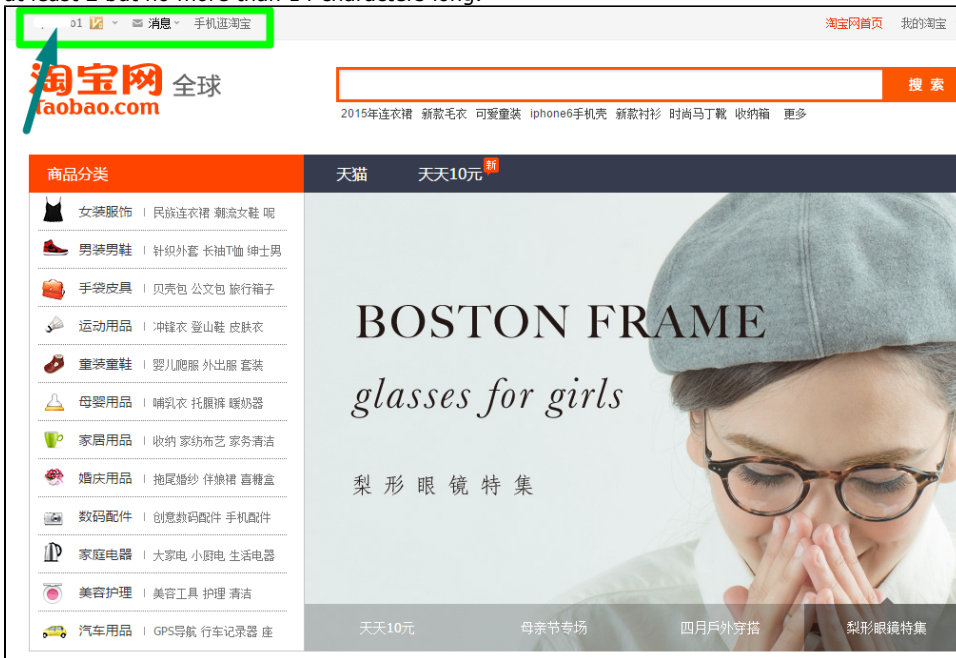
In order to install the "Auto-purchase" module one should provide the following data:

The list of Taobao logins to be used for auto-purchase (the number of logins can be unlimited).

Important: Phone number is not a login. A login is considered to be a nickname of a customer account:

Information on parcel recipient (warehouse information) in Chinese:

- Recipient name (a transliterated name of recipient will be used unless noted otherwise) – **Important:** Recipient name must be at least 2 but no more than 14 characters long.



- Recipient's mobile telephone number
- Regional code (one can see it when selecting an internal delivery region in the administrative area)
- Zip/Postal code
- Warehouse address in Chinese (not including the region: for example, you don't need to write city in the address if region is Beijing. You do not need to write district into address either if a separate district of Beijing is selected).



Example

Name:

Telephone: 11147043234

Regional code: 150784

Postal code: 021400

Address: 923

Use

Description

This module is used when handling orders. For more information on order processing please refer to **Order page**.

Go to Order page and open the "Purchase" tab.

№ ORD-0000000053

Order

Status: **Paid**

Creation date: 02.12.15 10:48:15

Prices of goods in order: 34 \$

Paid / Remaining: 36 \$ / 0 \$

Weight: 1.00 kg

Delivery cost: 2 \$ Международная служба доставки China Post

Operator:

Items (1)

Paid

Purchase

☐ Awaiting payment
☐ Ordered
☐ Packed
☐ Completed
☐ Cancelled

☐ Paid
☐ Quality control
☐ Ready to ship
☐ Returned to supplier

☐ Price confirmation
☐ Received
☐ Posted
☐ Unable to deliver

Customer comment

Additional information

☐ With selected
☐ Change status

№ 53 - 1

Paid

The form for "Auto-purchase" module is located directly under the tab's name:

№ ORD-0000000053

Order

Status: **Paid**

Creation date: 02.12.15 10:48:15

Prices of goods in order: 34 \$

Paid / Remaining: 36 \$ / 0 \$

Weight: 1.00 kg

Delivery cost: 2 \$ Международная служба доставки China Post

Operator:

Items (1)

Paid

Purchase

Select session

Action

Start synchronization

Ready for purchase

☐ Book
☐ Bind to goods provider's order
☐ Change status

№ 53 - 1

Original: 42602653803

Seller: 齐家居家日用旗舰店

Configuration:

Weight: 1 kg

Price: 33.974774905192626351667

Quantity: 1

Sum: 34 \$

Authorization and sessions

Session is, in essence, your login authorized on your goods provider's website. You can select from which login you want to make a purchase or reservation (on behalf of what user or account) using the list of sessions.

Add a session

Consider a specific example of using this feature with Taobao as a goods provider.

Start with adding sessions in the list (if the list is empty). Click the "Add" (the plus sign) button to add a login from Personal area of your goods provider (for example, Taobao):

Items
Parcels
History
Purchase

Select session

Action

Start synchronization

Ready for purchase

Book

Bind to goods provider's order

Change status

No 53 - 1

Comments

Paid

Original: 42602653803

Seller: 齐家居家日用百货旗舰店

Configuration:

Weight: 1 kg

Price: 33.974774905192626

Quantity: 1

Sum: 34 \$

No products found

Booking/reservation



Important

There is a limit on the number of transactions for booking/reservation depending on how often and how many purchases you make. Sometimes this restriction does not allow reserving a product.

To make a reservation of a product you should select it from the list of products available for purchase. Put a check mark in the checkbox to the left of the preferred product:

Ready for purchase

Book

Bind to goods provider's order

Change status

☒

No 53 - 1

Comments

Paid

Original: 42602653803

Seller: 齐家居家日用百货旗舰店

Configuration:

Weight: 1 kg

Price: 33.974774905192626

Quantity: 1

Sum: 34 \$

No products found

Others


No products found

Once all the products have been selected (highlighted in yellow) click the "Book" button.

Ready for purchase

[Book](#)
[Bind to goods provider's order](#)
[Change status](#)

№ 53 - 1 Paid



Original: [42602653803](#)
Seller: [齐家居家日用旗舰店](#)
Configuration:

Weight:
Price:
Quantity:
Sum:

[Comments](#)

No products found

Others

No products found

Clicking the “Book” button will display a progress window:

Closing the window has no effect on booking/reservation process. It is the background process so you may close the window without fear of interruption.

The process can then be viewed on the “Activity” page.

Activity page

To track the reservation progress or synchronization you should click on the “Plugins” item of the sidebar.

Orders Pricing Promotion Contents Catalog Users Configuration Reports **Plugins**

My plugins [Download/update](#)

Plugins

Plugin	Version	Status
	1.0.0	Enabled
	1.0.0	Enabled
	1.0.0	Enabled
Auto-purchase	1.1.1	Enabled
	1.0.0	Enabled

Select the “Auto-purchase” item from the list:

Plugins All

My plugins [Download/update](#)

Plugins

Plugin	Version	Status
	1.0.0	Enabled
	1.0.0	Enabled
	1.0.0	Enabled
Auto-purchase	1.1.1	Enabled
	1.0.0	Enabled

The list of all actual and past activities will appear:

Автовыкуп

Активности

Провайдеры

Табобо

Выберите сессию

сессия

+

-

Действия

Запустить синхронизацию

Активности

Показать 10 записей

Поиск:

Описание	Тип	Прогресс	Действия
Export order ORD-0000000146	ProviderOrdersIntegrationExporting	<div></div>	<div></div>
Export order ORD-0000000262	ProviderOrdersIntegrationExporting	<div></div>	<div></div>
	ProviderOrdersIntegrationSynchronizing	<div></div>	<div></div>
	ProviderOrdersIntegrationSynchronizing	<div></div>	<div></div>
	ProviderOrdersIntegrationSynchronizing	<div></div>	<div></div>
	ProviderOrdersIntegrationSynchronizing	<div></div>	<div></div>
	ProviderOrdersIntegrationSynchronizing	<div></div>	<div></div>

Periodically you should check if there are any activities on the activities list page that require administrator’s involvement. If so, you need to open such activities and select one of the available buttons (for example, during the reservation procedure, if a product configuration in the order is out of date, you will be presented with the following options: “ Cancel the item”, Skip the item”, “Interrupt reservation”)

You should click on **Activity** to open it:

Описание	Тип	Прогресс	Действия
Export order ORD-0000000146	ProviderOrdersIntegrationExporting	<div></div>	<div></div>
Export order ORD-0000000262	ProviderOrdersIntegrationExporting	<div></div>	<div></div>
	ProviderOrdersIntegrationSynchronizing	<div></div>	<div></div>
	ProviderOrdersIntegrationSynchronizing	<div></div>	<div></div>
	ProviderOrdersIntegrationSynchronizing	<div></div>	<div></div>

Cancel booking/reservation

If you need to cancel booking/reservation manually you will.

In the order card select the products in the “Purchased” section.

Select the name of the account in which the given products have been reserved.

Click on **Unbind**.

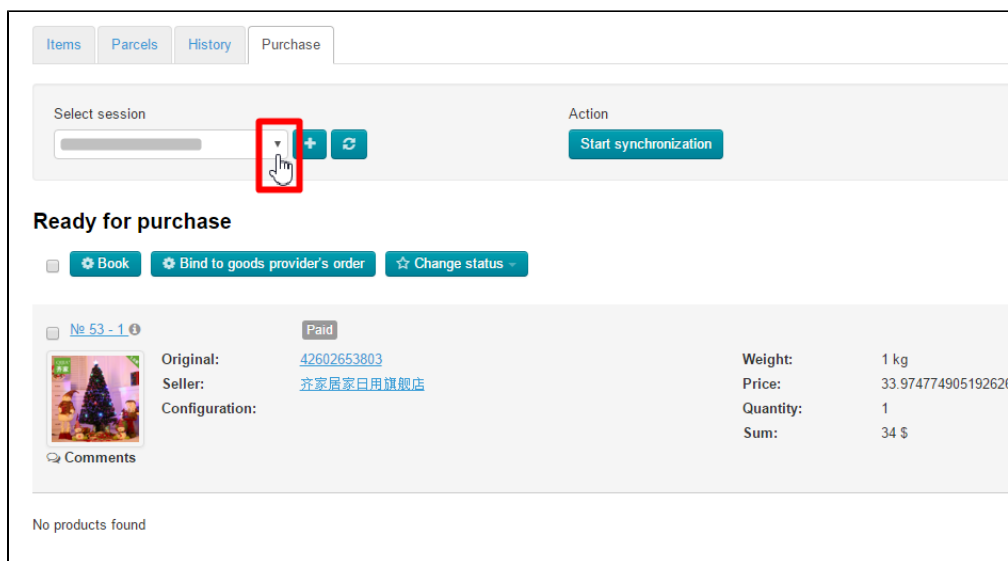
Track the process in the activity window that opens or on the “Activity” page. Respond to system’s questions, if necessary.

Synchronization

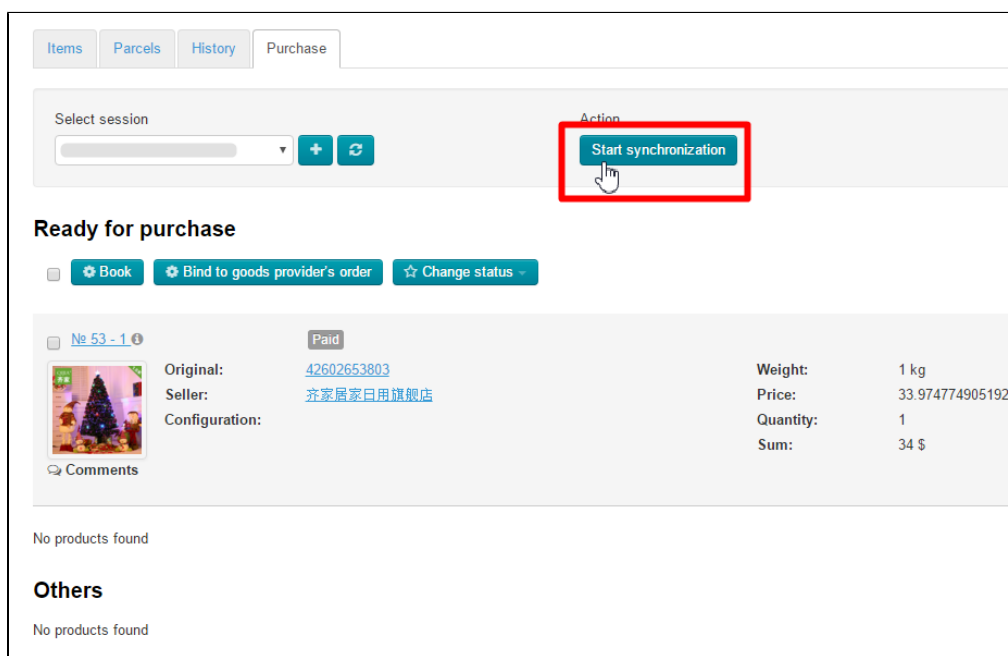
The system checks the order statuses in the background on your goods provider’s side. For example, once a product has been successfully purchased this information will appear in the administrative area of the website and the appropriate ID will be assigned to this product.

There might be situations when a provider’s session is expiring and synchronization in the background is unavailable (for example, if you were not active for a week and order statuses were not synchronized for a long time.) You can run synchronization manually (for example, at the beginning of the working day). To do this:

In the provider’s sessions window select an account for which you need to start synchronization.



Click the “Start synchronization” button.



Track the process in the activities window that opens or on the “Activity” page.

Binding a product to the order

Suppose that a product has already been reserved on [Taobao.com](https://www.taobao.com). In order to bind this product to the order you must:

Select the name of the account in which these products have been reserved.

Items
Parcels
History
Purchase

Select session

Action

Start synchronization

Ready for purchase

Book

Bind to goods provider's order

Change status

№ 53 - 1

Original:

42602653803

Seller:

齐家居家日用旗舰店

Configuration:

Weight:

1 kg

Price:

33.974774905192626

Quantity:

1

Sum:

34 \$

Comments

No products found

Click on the button “Bind to goods provider’s order”.

Items
Parcels
History
Purchase

Select session

Action

Start synchronization

Ready for purchase

Book

Bind to goods provider's order

Change status

№ 53 - 1

Original:

42602653803

Seller:

齐家居家日用旗舰店

Configuration:

Weight:

1 kg

Price:

33.974774905192626

Quantity:

1

Sum:

34 \$

Comments

No products found

Others

No products found

In the window that opens you should enter the order number on [Taobao.com](https://www.taobao.com) and click on the “Bind” button.

Track the binding process in the activity window that appears (all products available in the given order of the platform will be bound to goods provider’s order) or on the “Activity” page.

Auto-purchase

To purchase a product that has been reserved it is necessary to go to Personal Area on a goods provider’s website and perform the following steps:

1. Make a deposit to your account (if necessary).
2. Purchase a product.

After a successful purchase the order statuses in the administrative area will be changed during synchronization.