

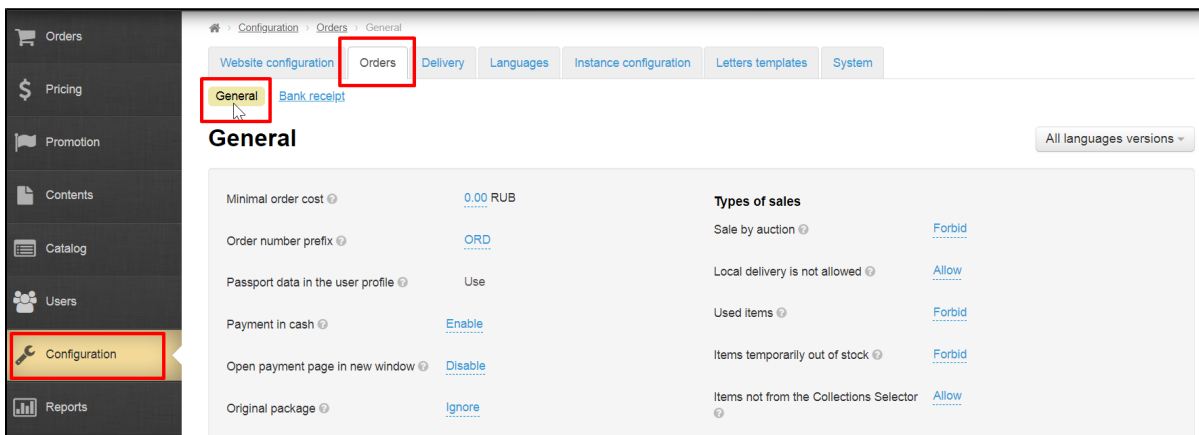
General (orders configuration)



- **General settings**
 - Minimum order cost in the order
 - Making orders for out-of-date product data
 - Order prefix
 - Passport data in user profile (Box version 1.12.1 and higher)
 - Hide Middle name (Box version 1.11.1 and lower)
 - Payment by cash
 - Open payment in new window
 - Original package
 - Mandatory postal code (Box version 1.11.1 and below)
 - Order Insurance (%)
 - Reordering
 - Hide money output
 - Hide selection page weight (ordering)
 - Hide delivery options (ordering)
- **User profile (OT Box version 1.12.1 and higher)**
- **Types of sales**
 - Sale by auction
 - Local delivery is not allowed
 - Used items
 - Items temporarily out of stock
 - Items not from the Collections Selector
 - Restricted to be displayed
 - Hide restricted items for display
- **Basket and favorites**
 - Maximum number of items in favorites
 - Maximum number of items in shopping cart
 - Weight which will be set by default
 - Default weight
 - Notification about abandoned cart
 - Abandoned cart notification delay
 - Notification about cart ready for clearance
 - Cart ready for clearance notification delay
 - Delay before cart is cleared

This subsection is for configuring site orders.

Location in admin panel: Configuration > Orders > General

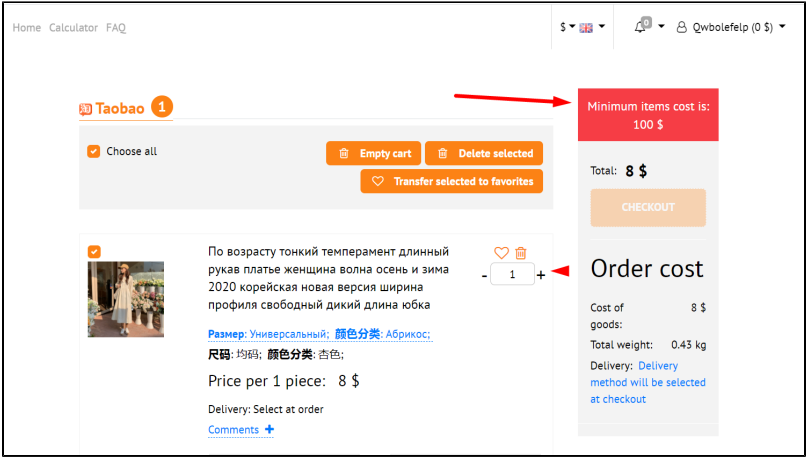


General settings

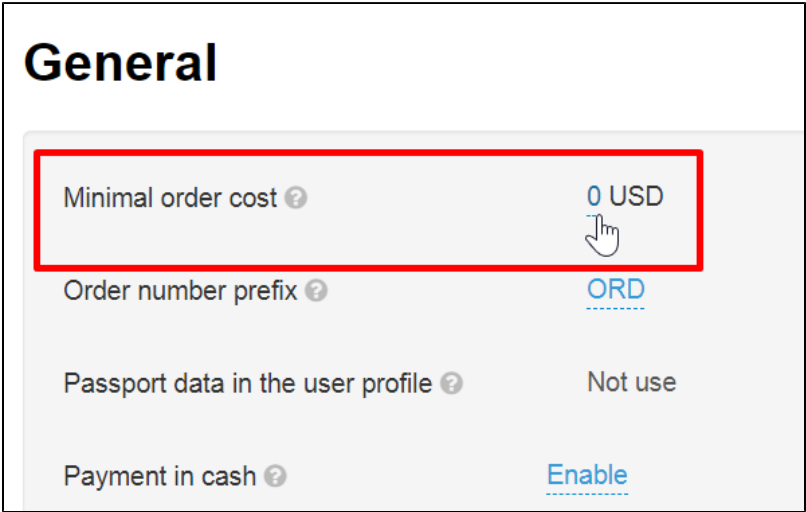
Minimum order cost in the order

There are situations when goods cost in the order is less than a certain amount, and therefore it is not financially profitable (for example, you only deal with wholesale from 300 USD). Use "Minimum order cost in the order" not to receive orders less than the amount you expect.

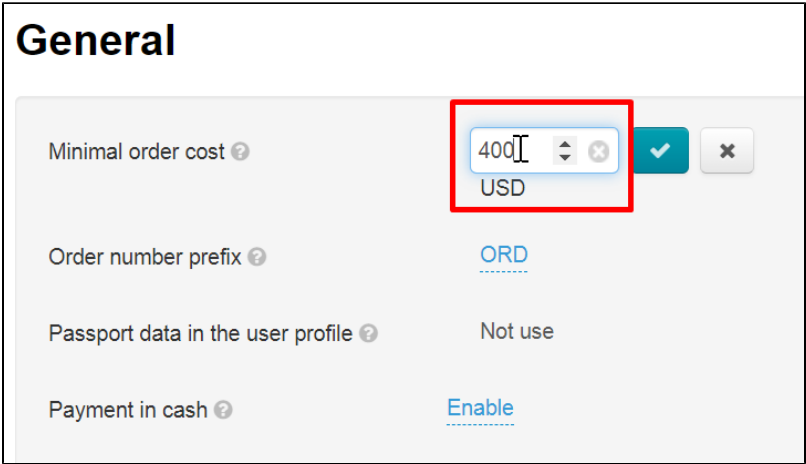
Numerical value is in local currency. If the amount of goods (including delivery within China (Internal delivery), but excluding delivery from the warehouse to the customer (External delivery)) is less than specified one, then customer will see a corresponding notification when placing an order.



Click blue dotted line to set value of minimum order cost in the order:



Enter new value:



Save sum clicking check marked button:

General

Minimal order cost ?

400

USD

☒
☐

Order number prefix ?

ORD

Passport data in the user profile ?

Not use

Changes will take effect immediately after saving.

Enter zero "0" and save if you decide to remove restriction on order cost. Then it will be possible to make purchases for any amount.

General

Minimal order cost ?

0

USD

☒
☐

Order number prefix ?

ORD

Passport data in the user profile ?

Not use

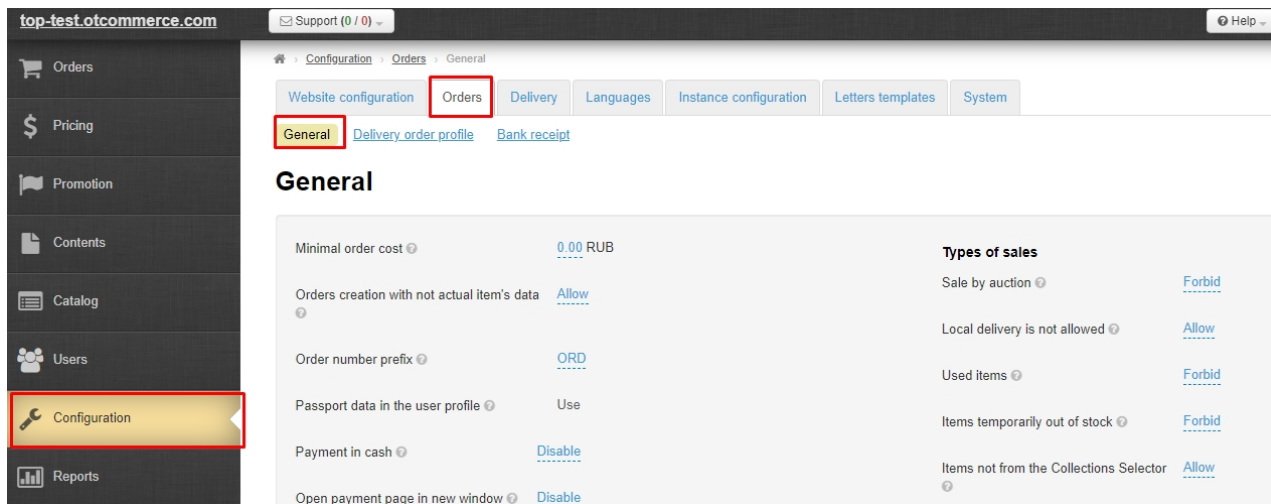
Making orders for out-of-date product data

Goods in the basket are checked (availability, prices, etc.) during checkout.

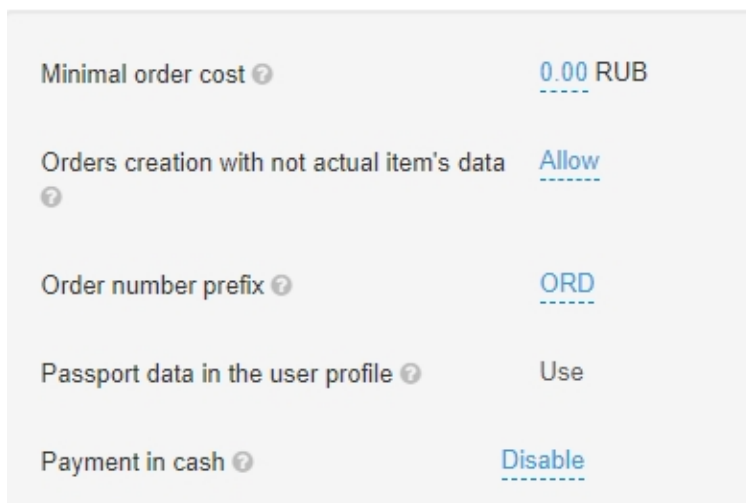
	Allowed	Forbidden
Customer makes an order: goods are checked and up-to-date information is collected	Check is attempted several times, if not obtained - used what is available	Attempt to get up-to-date information. Customer will see an error if attempt failed.
Order is made?	Yes	No
What to do next?	<p>Work with a client is in process: you can offer a similar product or agree on a different price if in the end there is no product or price is different.</p>	<p>An "abandoned cart" message will appear if customer leaves after a failed checkout. Customer will be reminded by email.</p> <p>It will be possible to offer a similar product if a Client writes to you in support.</p>

It is used only if products could not be updated within a reasonable time: system will try to get the actual data about the product several times. The last collected data about the product (quantity, configuration, cost, etc.) will be used if attempt failed. Any problems with providers will prevent you from placing orders if prohibited.

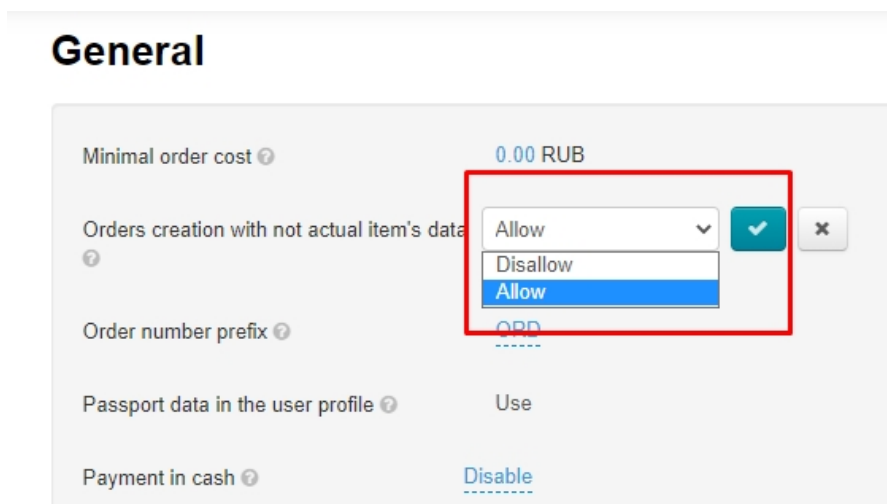
Open "Configuration Orders General" section



Find "Orders creation with not actual item's data" line



Select from drop-down list: you need to allow or disallow this option.



Save choice clicking checkmark button

General

Minimal order cost ?	0.00 RUB
Orders creation with not actual item's data ?	<div>Allow</div> <div>Disallow</div> <div>Allow</div>
Order number prefix ?	ORD
Passport data in the user profile ?	Use
Payment in cash ?	Disable

Changes take effect immediately. You can change your choice at any time.

Order prefix

It is necessary for identification of your orders by shipping company. Consists of 3 characters of the Latin alphabet. ORD by default.

Click blue dotted line to change value:

General

Minimal order cost ?	0 USD
Order number prefix ?	ORD
Passport data in the user profile ?	Not use
Payment in cash ?	Enable

Enter new value:

Minimal order cost ?	0 USD
Order number prefix ?	<div>TST</div> <div>✓</div> <div>✕</div> <div>↺</div>
Passport data in the user profile ?	Not use

Save new value, clicking check marked button

General

Minimal order cost ? 0 USD

Order number prefix ?

TST



Passport data in the user profile ? Not use

Changes will take effect immediately after saving.



Recommendation

We recommend leaving this default value.

Reset button to default value

General

Minimal order cost ? 0 USD

Order number prefix ?

TST



Passport data in the user profile ?

By default

Not use

Payment in cash ?

Enable

It is displayed in "Orders" section of admin panel, in "Order number" column:

Orders

Pricing

Promotion

Contents

Catalog

Users

Configuration

Reports

Plugins

Delivery

City

All

Provider

All

Apply

By orders

By goods

With selected

Export

	Order number	Creation date	Order status	Items	Sum (Paid in)
<input type="checkbox"/>	TST-0000000003	13.04.15 (13:12:55)	Posted	Posted: 1	91.00 \$ (91.00 \$)

This order number is also available to customer in his personal account.

Passport data in user profile (Box version 1.12.1 and higher)

General

Minimal order cost ?	0.00 USD
Order number prefix ?	ORD
Passport data in the user profile ?	Not use
Payment in cash ?	Enable

You can enable or disable in "User Profile" section on the same page below:

Orders

Pricing

Promotion

Contents

Catalog

Users

Configuration

Reports

Plugins

General

Minimal order cost ?	0.00 USD
Order number prefix ?	ORD
Passport data in the user profile ?	Not use
Payment in cash ?	Enable
Open payment page in new window ?	Disable
Original package ?	Ignore
Order Insurance(%) ?	(empty)
Skip reordering ?	Show
Hide money output ?	Hide
Hide selection page weight (ordering) ?	Hide
Hide delivery options (ordering) ?	Show

User profile

User profile settings

Last name	Name of profile field	Passport number
First name	State of profile field	Disabled
Middle name		

Hide Middle name (Box version 1.11.1 and lower)

Support (0 / 0)

Help

Settings

SuperAdmin

en

Clear cache 17.24Mb

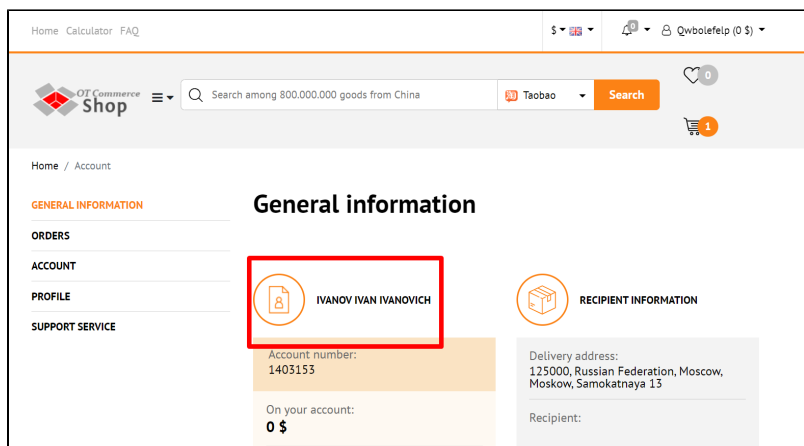
Version 1.12.1

All languages versions

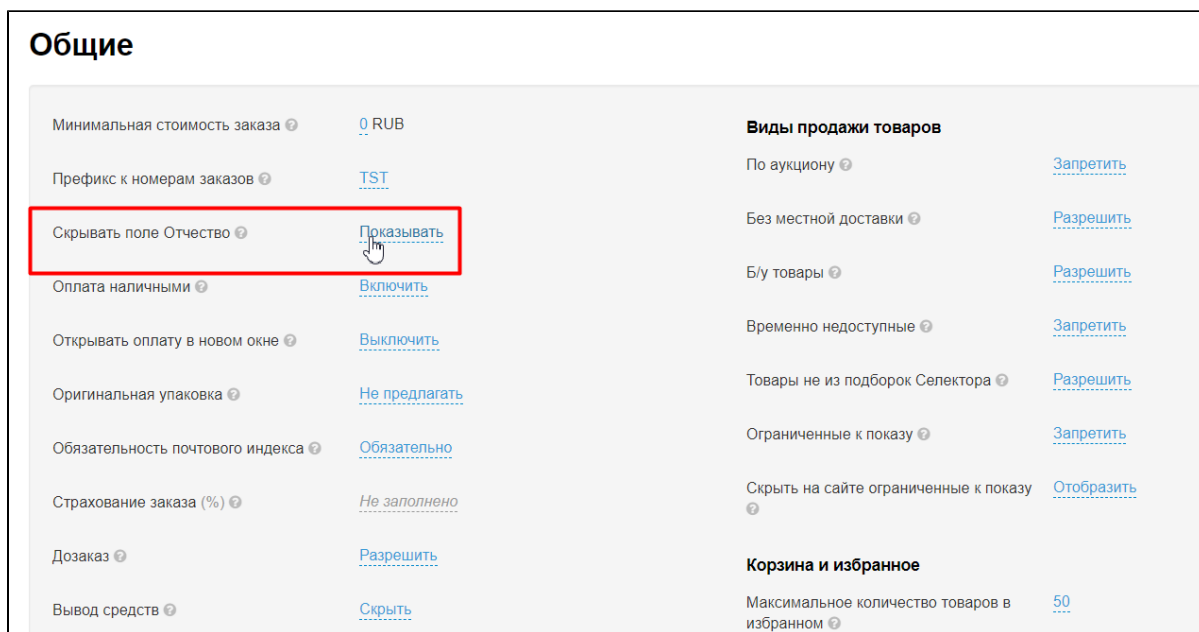
General

Minimal order cost ?	0.00 USD	Types of sales
Order number prefix ?	ORD	Sale by auction ?
		Forbid

You can hide customer's middle name in personal account, when placing an order, when registering if it is not used when sending an order. This will make checkout and registration a little easier for customer.



Click blue dotted line to show (or hide) this feature:



Select necessary option from drop-down list.

Save choice clicking check marked button.

Middle name is not shown after saving if you select "Hide" option.

Payment by cash

It must be enabled if payment by cash is available on your website as well as payment systems. Then this payment method will be offered to the customer when paying for the order.

Click blue dotted line to start using this feature (or disable):

General

Minimal order cost ? 0.00 USD

Order number prefix ? ORD

Passport data in the user profile ? Use

Payment in cash ? Enable

Open payment page in new window ? Disable

Select necessary option from drop-down menu:

General

Minimal order cost ? 0.00 USD

Order number prefix ? ORD

Passport data in the user profile ? Use

Payment in cash ? Enable

Open payment page in new window ? Disable



Save choice clicking check marked button:

General

Minimal order cost ? 0.00 USD

Order number prefix ? ORD

Passport data in the user profile ? Use

Payment in cash ? Disable

Open payment page in new window ? Disable



Changes will appear on the site immediately after saving. Your customer will see new payment option during checkout if you enabled cash payment.

Open payment in new window

Payment system will open in a new browser window and will allow customer to deposit funds to his account without closing website.

Click blue dotted line to start using this feature (or disable):

Order number prefix ?	ORD
Passport data in the user profile ?	Use
Payment in cash ?	Disable
Open payment page in new window ?	Disable
Original package ?	Ignore

Select necessary option from drop-down menu:

Order number prefix ?	ORD
Passport data in the user profile ?	Use
Payment in cash ?	Disable
Open payment page in new window ?	<div><div>Disable</div><div>Enable</div><div>Disable</div></div> <div><input checked="" type="checkbox"/> <input type="checkbox"/></div>
Original package ?	Ignore

Save choice clicking check marked button:

Passport data in the user profile ?	Use
Payment in cash ?	Disable
Open payment page in new window ?	<div>Enable</div> <div><input checked="" type="checkbox"/> <input type="checkbox"/></div>
Original package ?	Ignore

Changes will appear on the site immediately after saving.

Original package

The option allows customer either to keep or reject goods original package.

- It is applied at checkout to all goods.
- Original packaging is sometimes removed to reduce goods weight in the order and reduce shipping cost.

Customer decides to keep original packaging or reject when he selects delivery options:

Home Calculator FAQ

\$ - \$ Qwbolelfp (0 \$)

Total: **104 \$**

☒ Save original package

Cost of goods 77 \$
 Delivery cost 27 \$
 Total weight: 0.88 kg.
 Delivery: Международная служба доставки China Post

CONFIRM ORDER

SUPPORT SERVICE
 Help
 Sizes guide

SERVICE CENTER
 User agreement
 Privacy Policy

ABOUT COMPANY
 About us
 Contacts

© 2011-2021 . Powered by © OT Commerce otcommerce.com

Click blue dotted line to start using this feature (or disable):

Payment in cash ? [Enable](#)

Open payment page in new window ? [Enable](#)

Original package ? [Ignore](#)

Select necessary option from drop-down menu:

Payment in cash ? [Enable](#)

Open payment page in new window ? [Enable](#)

Original package ?

Offer
Ignore
Offer

Order Insurance(%) ?

Save choice clicking check marked button:

Payment in cash ? [Enable](#)

Open payment page in new window ? [Enable](#)

Original package ?

Offer

Order Insurance(%) ? *(empty)*

Changes will appear on the site immediately after saving.

Home Calculator FAQ

\$ - \$ Qwbolefelp (0 \$)

Total: **104 \$** **CONFIRM ORDER**

☒ Save original package

Cost of goods 77 \$
 Delivery cost 27 \$
 Total weight: 0.88 kg.
 Delivery: Международная служба доставки China Post

SUPPORT SERVICE
 Help
 Sizes guide

SERVICE CENTER
 User agreement
 Privacy Policy

ABOUT COMPANY
 About us
 Contacts

© 2011–2021 . Powered by © OT Commerce [otcommerce.com](#)

Mandatory postal code (Box version 1.11.1 and below)

i Customer data setting will be on the same page, but lower in "User Profile" block if OT Box version is 1.12.1 and higher.

Support (0 / 0) Help Settings SuperAdmin en

Users > Customers > Qwbolefelp




Customers Administrators Roles Settings

Clear cache 19.05Mb
 Version 1.12.1

Customer won't be able to make an order without specifying postal code if postal code is set as required in admin panel. "Postal code" field will be marked as required when placing an order.

Registration of the order

Delivery data

 Recipient: Russian Federation Moscow Moscow Samokatnaya 13 125000  

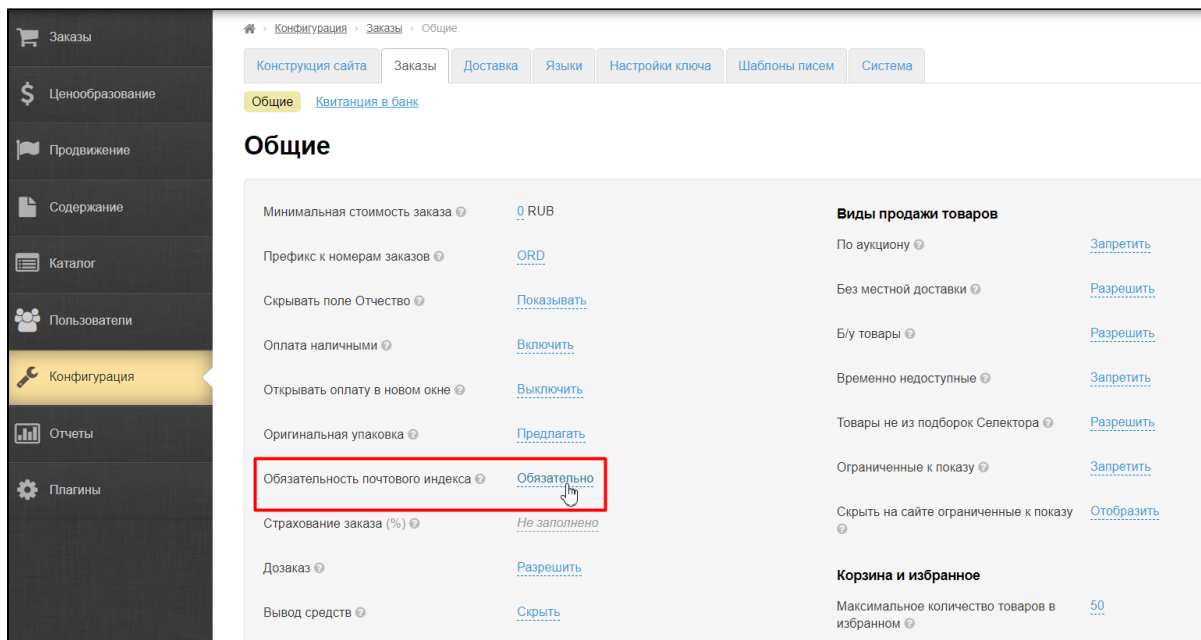
Delivery method: 27 \$

Delivery address *: Samokatnaya 13

Postal code *: 125000

You can disable it if postal code is not required for making an order.

Click blue dotted line to start using this feature (or disable):



Select necessary option from drop-down menu.

Save choice clicking check marked button.

Changes will appear on the site immediately after saving.

Order Insurance (%)

Indicated by a number from 1 to 99.

Важно!
 Customer sees final cost of delivery with insurance – insurance is added to delivery cost.


Click blue dotted line to change value:

Open payment page in new window ?	Enable
Original package ?	Ignore
Order Insurance(%) ?	(empty)
Skip reordering ?	Show

Add order insurance %:

Original package ?	Ignore
Order Insurance(%) ?	<input type="text" value="30"/> <input checked="" type="checkbox"/> <input type="button" value="x"/>
Skip reordering ?	Show
Hide money output ?	Hide

Save choice clicking check marked button:


Original package ?	Ignore
Order Insurance(%) ?	30 
Skip reordering ?	Show
Hide money output ?	Hide


Changes will take effect immediately after saving.


Reordering

Client made an order which you have not sent yet. Customer wants to add goods into it. We recommend to show "reordering" if it is profitable for you to reorder. Then customer will be able to add goods to his order until certain moment (for example, if the parcel is formed in the warehouse, then reordering does not work anymore).

Customer sees "Select from the list" or "Create new order" when making an order if reordering is allowed and only "Create new order" if reordering is forbidden:

[Home](#) / [Calculator](#) / [FAQ](#)
Delivery: Belarus \$ 






[Home](#) / [Account](#) / [Orders](#) / [Registration of the order](#)

Registration of the order

Select order



☒ Create new order
 ☐ Select from the list

Delivery data

Click blue dotted line to change value:

Original package ?	Ignore
Order Insurance(%) ?	30
Skip reordering ?	Show
Hide money output ?	Hide

Select necessary option from drop-down menu:

Order Insurance(%) ? 30

Skip reordering ? Show ✓ ✕

Hide money output ? Show Skip

Hide selection page weight (ordering) ? Hide

Save choice clicking check marked button:

Order Insurance(%) ? 30

Skip reordering ? Skip ✓ ✕

Hide money output ? Hide

Hide selection page weight (ordering) ? Hide

Changes will take effect immediately after saving.

Hide money output

You can enable this feature if you allow deposit funds as well as money output by customer. It is profitable only in case money output commission is beyond customer or is minimal for you. In addition, it is important to remember that if your funds are deposited / withdrawn in one currency and you work in another, then the amount may change (and not always in your favor). You can smooth out fluctuations influence in exchange rates using "Converter 2.0" module.

Click blue dotted line to change value:

Order Insurance(%) ? 30

Skip reordering ? Skip

Hide money output ? Hide

Hide selection page weight (ordering) ? Hide

Select necessary option from drop-down menu:

Skip reordering ? Skip

Hide money output ? Hide Show Hide ✓ ✕

Hide selection page weight (ordering) ?

Hide delivery options (ordering) ? Show

Save choice clicking check marked button:

Skip reordering [Skip](#)

Hide money output [Show](#)

Hide selection page weight (ordering) [Hide](#)

Hide delivery options (ordering) [Show](#)

Changes will take effect immediately after saving.

Hide selection page weight (ordering)

This setting allows customer to adjust weight order himself.

Click blue dotted line to change value:

Skip reordering [Skip](#)

Hide money output [Show](#)

Hide selection page weight (ordering) [Hide](#)

Hide delivery options (ordering) [Show](#)

Select necessary option from drop-down menu:

Skip reordering [Skip](#)

Hide money output [Show](#)

Hide selection page weight (ordering) [Hide](#)

Hide delivery options (ordering) [Show](#)

Save choice clicking check marked button:

Skip reordering [Skip](#)

Hide money output [Show](#)

Hide selection page weight (ordering) [Hide](#)

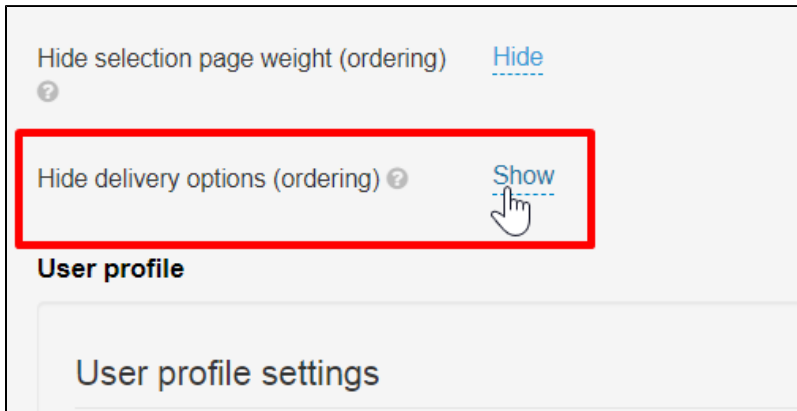
Hide delivery options (ordering) [Show](#)

Changes will take effect immediately after saving.

Hide delivery options (ordering)

This setting will help if you have several delivery options to the customer but should hide them for some reason. More flexible delivery settings are provided by "PROdelivery" module.

Click blue dotted line to change value:



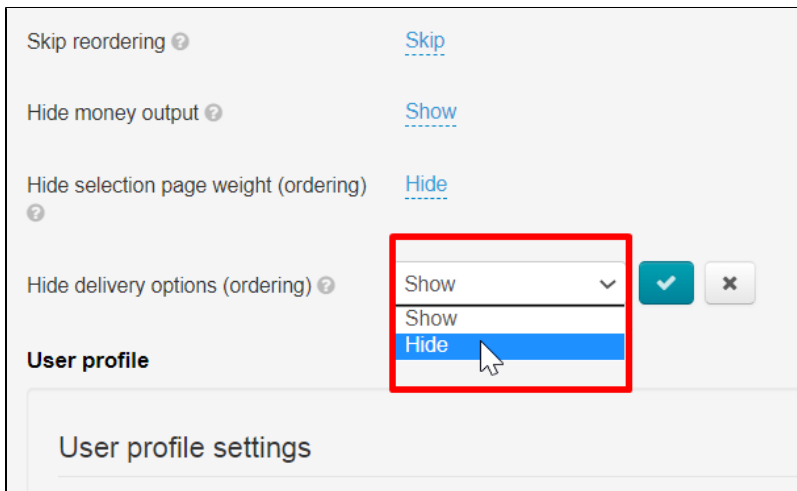
Hide selection page weight (ordering) [Hide](#)

Hide delivery options (ordering) [Show](#)

User profile

User profile settings

Select necessary option from drop-down menu:



Skip reordering [Skip](#)

Hide money output [Show](#)

Hide selection page weight (ordering) [Hide](#)

Hide delivery options (ordering) [Show](#) ☒ ☐

User profile

User profile settings

Save choice clicking check marked button:



Hide selection page weight (ordering) [Hide](#)

Hide delivery options (ordering) [Hide](#) ☒ ☐

User profile

User profile settings

Changes will take effect immediately after saving.

User profile (OT Box version 1.12.1 and higher)

Set up required profile fields for your customers.

- Last name
- Name
- Middle name
- TIN

- Country
- City
- Address
- Postal code
- Region
- Phone
- Passport number
- Passport issue date
- Registration address

Click necessary field from the list on the left to enable or disable field:

User profile

User profile settings

Last name

First name

Middle name

INN

Country code

City

Address

Postal code

Region

Phone

Passport number

Passport issue date

Registration address

Name of profile field

State of profile field

Enabled and required

Last name

You can change field title if you click it:

User profile

User profile settings

Last name

First name

Middle name

INN

Country code

Name of profile field

State of profile field

Enabled and required

First name

Add new title and save by check marked button:

User profile

User profile settings

Last name	Name of profile field
First name	First name <input type="text"/> <input checked="" type="checkbox"/> <input type="checkbox"/>
Middle name	State of profile field
INN	Enabled and required
Country code	

Select "State of profile field" to enable or disable the field:

User profile

User profile settings

Last name	Name of profile field	First name
First name	State of profile field	
Middle name	Enabled and required	
INN		
Country code		

You will be offered 2 or 3 options for the field state depending on the field:

1. Disabled — customer won't see it
2. Enabled — customer will see it but field is optional
3. Enabled and required — customer will see it and field is required

Select appropriate state of the field and save choice.

User profile

User profile settings

Last name	Name of profile field	First name
First name	State of profile field	
Middle name	Enabled and require <input checked="" type="checkbox"/> <input type="checkbox"/>	
INN	Disabled	
Country code	Enabled	
City	Enabled and required	

All fields in this block are configured in the same way. Changes will appear on the site immediately after saving settings.

Types of sales

Sale by auction

Click "Allow" if you want to sell goods by auction (price is not fixed and depends on choice of other customers on Taobao).

We do not recommend "Allow" to purchase goods using the auction method because price is not set and can vary (it can start from 1 yuan and grow up to 1000 at the auction). However, feel free to enable this setting if your business model implies an auction.

Click blue dotted line to start using this feature (or disable):

General

Minimal order cost ?	0.00 USD	Types of sales	
Order number prefix ?	ORD	Sale by auction ?	Forbid
Passport data in the user profile ?	Use	Local delivery is not allowed ?	Allow
Payment in cash ?	Enable	Used items ?	Forbid
Open payment page in new window ?	Enable	Items temporarily out of stock ?	Forbid

Select necessary option from drop-down menu:

Types of sales

Sale by auction ?	<div>Forbid Allow Forbid</div>	<input checked="" type="checkbox"/>	<input type="checkbox"/>
Local delivery is not allowed ?			
Used items ?	Forbid		

Save choice clicking check marked button:

Types of sales

Sale by auction ?	<div>Forbid</div>	<input checked="" type="checkbox"/>	<input type="checkbox"/>
Local delivery is not allowed ?	Allow		
Used items ?	Forbid		

Changes will appear on the site immediately after saving.

Local delivery is not allowed

Select "Allow" if you want to sell goods without local delivery. We recommend to allow as many goods are delivered free of charge.

Click blue dotted line to start using this feature (or disable):

General
All languages versions

Minimal order cost	0.00 USD	Types of sales	
Order number prefix	ORD	Sale by auction	Forbid
Passport data in the user profile	Use	Local delivery is not allowed	Allow
Payment in cash	Enable	Used items	Forbid
Open payment page in new window	Enable	Items temporarily out of stock	Forbid

Select necessary option from drop-down menu:

Types of sales

Sale by auction	Forbid
Local delivery is not allowed	<div> Allow Allow Forbid </div> <div> <input checked="" type="checkbox"/> <input type="checkbox"/> </div>
Used items	
Items temporarily out of stock	Forbid

Save choice clicking check marked button:

Types of sales

Sale by auction	Forbid
Local delivery is not allowed	<div> Allow </div> <div> <input checked="" type="checkbox"/> <input type="checkbox"/> </div>
Used items	Forbid
Items temporarily out of stock	Forbid

Changes will appear on the site immediately after saving.

Used items

Select "Allow" if you want to sell used goods (goods quality and the degree of wear is described by seller and may differ from expected one).

We recommend "Forbid" to avoid unnecessary problems, because most often the wear rate and quality are overstated.

Click blue dotted line to start using this feature (or disable):

General
All languages versions

Minimal order cost	0.00 USD	Types of sales	
Order number prefix	ORD	Sale by auction	Forbid
Passport data in the user profile	Use	Local delivery is not allowed	Allow
Payment in cash	Enable	Used items	Forbid
Open payment page in new window	Enable	Items temporarily out of stock	Forbid
Original package	Ignore	Items not from the Collections Selector	Allow

Select necessary option from drop-down menu:

Local delivery is not allowed ? [Allow](#)

Used items ? Forbid ☒ ☐

Items temporarily out of stock ? Forbid

Items not from the Collections Selector ? [Allow](#)

Save choice clicking check marked button:

Local delivery is not allowed ? [Allow](#)

Used items ? Forbid ☒ ☐

Items temporarily out of stock ? [Forbid](#)

Items not from the Collections Selector ? [Allow](#)

Changes will appear on the site immediately after saving.

Items temporarily out of stock

Items temporarily out of stock on Taobao. Select "Allow" if you want to sell Items temporarily out of stock.

Click blue dotted line to start using this feature (or disable):

General All languages versions

Minimal order cost ? 0.00 USD	Types of sales
Order number prefix ? ORD	Sale by auction ? Forbid
Passport data in the user profile ? Use	Local delivery is not allowed ? Allow
Payment in cash ? Enable	Used items ? Forbid
Open payment page in new window ? Enable	Items temporarily out of stock ? Forbid
Original package ? Ignore	Items not from the Collections Selector ? Allow

Select necessary option from drop-down menu:


Local delivery is not allowed ? [Allow](#)

Used items ? [Forbid](#)

Items temporarily out of stock ? Forbid ☒ ☐

Items not from the Collections Selector ? [Forbid](#)

Save choice clicking check marked button:

Local delivery is not allowed ?	Allow
Used items ?	Forbid
Items temporarily out of stock ?	<div> <div>Forbid</div> <div>   </div> </div>
Items not from the Collections Selector ?	Allow
Restricted to be displayed ?	Forbid

Changes will appear on the site immediately after saving.

Items not from the Collections Selector

Click blue dotted line to start using this feature (or disable):



General
All languages versions ▾

Minimal order cost ?	0.00 USD	Types of sales	
Order number prefix ?	ORD	Sale by auction ?	Forbid
Passport data in the user profile ?	Use	Local delivery is not allowed ?	Allow
Payment in cash ?	Enable	Used items ?	Forbid
Open payment page in new window ?	Enable	Items temporarily out of stock ?	Forbid
Original package ?	Ignore	Items not from the Collections Selector ?	Allow
Order Insurance(%) ?	30	Restricted to be displayed ?	Forbid

Select necessary option from drop-down menu:

Items temporarily out of stock ?	Forbid
Items not from the Collections Selector ?	<div> <div> <div>Allow</div> <div> <div>Allow</div> <div>Forbid</div> </div> </div> <div>   </div> </div>
Restricted to be displayed ?	Forbid
Hide restricted items on the website ?	Display

Save choice clicking check marked button:

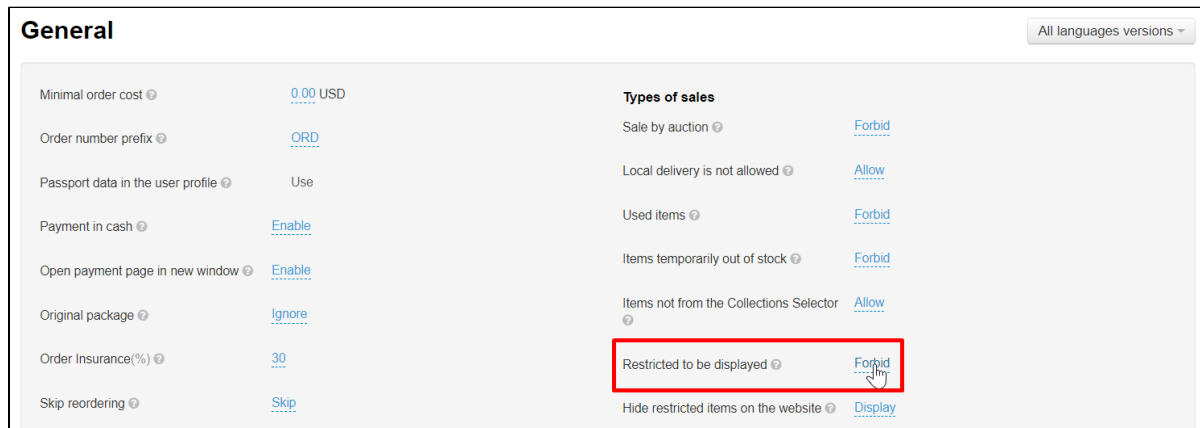
Items temporarily out of stock ?	Forbid
Items not from the Collections Selector ?	<div> <div>Allow</div> <div>   </div> </div>
Restricted to be displayed ?	Forbid
Hide restricted items on the website ?	Display

Changes will appear on the site immediately after saving.

Restricted to be displayed

You decide if you sell goods restricted to be displayed or not. For example, you can restrict "Products for adults" display but allow adding them to the cart and making an order. Goods and categories are set in "[Limitations](#)" section.

Click blue dotted line to start using this feature (or disable):



General All languages versions ▾

Minimal order cost ⓘ	0.00 USD	Types of sales	
Order number prefix ⓘ	ORD	Sale by auction ⓘ	Forbid
Passport data in the user profile ⓘ	Use	Local delivery is not allowed ⓘ	Allow
Payment in cash ⓘ	Enable	Used items ⓘ	Forbid
Open payment page in new window ⓘ	Enable	Items temporarily out of stock ⓘ	Forbid
Original package ⓘ	Ignore	Items not from the Collections Selector ⓘ	Allow
Order Insurance(%) ⓘ	30	Restricted to be displayed ⓘ	Forbid
Skip reordering ⓘ	Skip	Hide restricted items on the website ⓘ	Display

Select necessary option from drop-down menu:

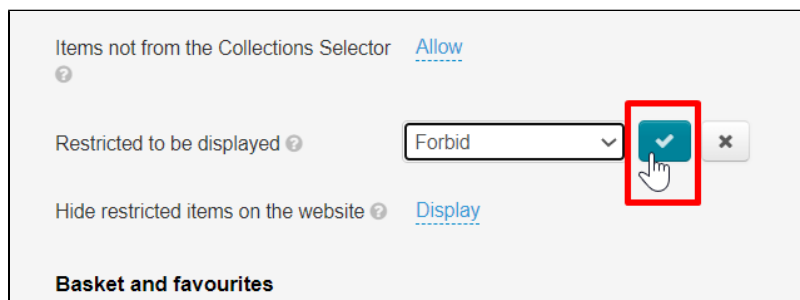


Items not from the Collections Selector [Allow](#)

Restricted to be displayed ⓘ

Hide restricted items on the website ⓘ

Save choice clicking check marked button:



Items not from the Collections Selector [Allow](#)

Restricted to be displayed ⓘ

Hide restricted items on the website ⓘ [Display](#)

Basket and favourites

Changes will appear on the site immediately after saving.

Hide restricted items for display

This section allows not to display items added in "[Limitations](#)" section.

There are 2 options: hide and display.

Product will be semi-transparent in the product lists and message "Product is not allowed to be sold by site administration" will be displayed in the product card if you set "Display".

"Goods are prohibited for sale by site administration" will be displayed in goods lists (in catalog and in search results) instead of goods if they are hidden. Product link is missing. User will be redirected if, nevertheless, he follows product link:

- to product category — if product category is known, otherwise
- to seller's goods — if seller is known, otherwise
- to home page.

Click blue dotted line to start using this feature (or disable):

General

All languages versions

Minimal order cost ? 0.00 USD

Order number prefix ? ORD

Passport data in the user profile ? Use

Payment in cash ? Enable

Open payment page in new window ? Enable

Original package ? Ignore

Order Insurance(%) ? 30

Skip reordering ? Skip

Hide money output ? Show

Types of sales

Sale by auction ? Forbid

Local delivery is not allowed ? Allow

Used items ? Forbid

Items temporarily out of stock ? Forbid

Items not from the Collections Selector ? Allow

Restricted to be displayed ? Forbid

Hide restricted items on the website ? Display

Basket and favourites

Select necessary option from drop-down menu:

Restricted to be displayed ? Forbid

Hide restricted items on the website ?

Display

Hide

Display

✓

✕

Basket and favourites

Maximum item count for the favorites ? 1000

Maximum item count for the cart ? 1000

Save choice clicking check marked button:

Restricted to be displayed ? Forbid

Hide restricted items on the website ?

Display

✓

✕

Basket and favourites

Maximum item count for the favorites ? 1000

Changes will appear on the site immediately after saving.

Basket and favorites

General

All languages versions

Minimal order cost	0.00 USD	Types of sales	
Order number prefix	ORD	Sale by auction	Forbid
Passport data in the user profile	Use	Local delivery is not allowed	Allow
Payment in cash	Enable	Used items	Forbid
Open payment page in new window	Enable	Items temporarily out of stock	Forbid
Original package	Ignore	Items not from the Collections Selector	Allow
Order Insurance(%)	30	Restricted to be displayed	Forbid
Skip reordering	Skip	Hide restricted items on the website	Display
Hide money output	Show		
Hide selection page weight (ordering)	Hide	Basket and favourites	
Hide delivery options (ordering)	Hide	Maximum item count for the favorites	1000
		Maximum item count for the cart	1000
		Weight which will be settled by default	Vendor's weight
		Default weight	0

User profile

User profile settings

Maximum number of items in favorites

It is important not to overload pages with information for website efficiency. For example, it may happen that customer won't be able to open a page with favorite goods (for example, if there are more than 1000 of them, it depends on which server your site is located. After all, the more products the slower your website pages load. Customer can cancel purchase if it takes much time to load page). We recommend limiting number of goods in your favorites to avoid this problem.

Click blue dotted line to set necessary value:

Basket and favourites

Maximum item count for the favorites	1000
Maximum item count for the cart	1000
Weight which will be settled by default	Vendor's weight
Default weight	0
Notification about abandoned cart	Not enabled

Set necessary value (recommended value is 1000 or less. The more goods - the slower page loads):

Basket and favourites

Maximum item count for the favorites ?	<input type="text" value="500"/>	<input checked="" type="checkbox"/>	<input type="button" value="x"/>
Maximum item count for the cart ?	1000		
Weight which will be setted by default ?	Vendor's weight		
Default weight ?	0		

Save necessary value clicking check marked button:

Basket and favourites

Maximum item count for the favorites ?	<input type="text" value="500"/>	<input checked="" type="checkbox"/>	<input type="button" value="x"/>
Maximum item count for the cart ?	1000		
Weight which will be setted by default ?	Vendor's weight		
Default weight ?	0		

Maximum number of items in shopping cart

We recommend limiting number of products in shopping cart (for example, not more than 1000, it depends on which server your site is located. After all, the more products the slower your website pages load. Customer can cancel purchase if it takes much time to load page). Besides, limiting items in the cart often efficiently helps operator who processes the order.

Click blue dotted line to set necessary value:

Basket and favourites

Maximum item count for the favorites ?	1000
Maximum item count for the cart ?	1000
Weight which will be setted by default ?	Vendor's weight
Default weight ?	0

Set necessary value (recommended value is 1000 or less. The more goods - the slower page loads):

Basket and favourites

Maximum item count for the favorites ? 1000

Maximum item count for the cart ?

1000

✓

✕

Weight which will be setted by default ? Vendor's weight

Default weight ? 0

Save necessary value clicking check marked button:

Basket and favourites

Maximum item count for the favorites ? 1000

Maximum item count for the cart ?

1000

✓

✕

Weight which will be setted by default ? Vendor's weight

Default weight ? 0



Weight which will be set by default





This setting controls weight priority. Different weight will be set if selected weight is not set for an item. 1 kg will be set if both weights are unknown.

That is there are three options for displaying weight in the cart:

- Vendor's weight (real)
- Approximate weight
- Absense of weight (zero)

Table will clearly show difference in setting.

Item	Vendor's weight (real)	Approximate weight
Selecte d item has vendor 's weight and approx imate weight	<div>  <p>PUMA Hummer official authentic same paragraph the same paragraph Muller shoes Bari 371318</p> <p>shoe size: 35.5; Color Classification: Black-white-01;</p> <p>鞋码: 35.5; 颜色分类: 黑色-白-01;</p> <p>Price per 1 piece: 53 \$</p> <p>Delivery: Select at order</p> <p>Comments +</p> <p>Code: 622498571613</p> <p>Vendor: puma官方店</p> <p>Category: Sport slippers</p> <p>Weight (in kg.): 0.43</p> </div>	<div>  <p>PUMA Hummer official authentic : the same paragraph Muller shoes</p> <p>shoe size: 35.5; Color Classification: B</p> <p>鞋码: 35.5; 颜色分类: 黑色-白-01;</p> <p>Price per 1 piece: 53 \$</p> <p>Delivery: Select at order</p> <p>Comments +</p> <p>Code: 622498571613</p> <p>Vendor: puma官方店</p> <p>Category: Sport slippers</p> <p>Weight (in kg.): 0.50</p> </div>

<p>Select item has only approximate weight without vendor's weight</p>	 <p>PUMA Hummer official authentic same paragraph the same paragraph Muller shoes Bari 371318</p> <p>shoe size: 35.5; Color Classification: Black-white-01; 鞋码: 35.5; 颜色分类: 黑色-白-01;</p> <p>Price per 1 piece: 53 \$</p> <p>Delivery: Select at order</p> <p>Comments +</p> <p>Code: 622498571613 Vendor: puma官方店 Category: Sport slippers</p> <p>Weight (in kg.): 0.50</p>	 <p>PUMA Hummer official authentic : the same paragraph Muller shoes</p> <p>shoe size: 35.5; Color Classification: B 鞋码: 35.5; 颜色分类: 黑色-白-01;</p> <p>Price per 1 piece: 53 \$</p> <p>Delivery: Select at order</p> <p>Comments +</p> <p>Code: 622498571613 Vendor: puma官方店 Category: Sport slippers</p> <p>Weight (in kg.): 0.50</p>
<p>Select item does not have weight at all: neither vendor's nor approximate</p>	 <p>PUMA Hummer official authentic same paragraph the same paragraph Muller shoes Bari 371318</p> <p>shoe size: 35.5; Color Classification: Black-white-01; 鞋码: 35.5; 颜色分类: 黑色-白-01;</p> <p>Price per 1 piece: 53 \$</p> <p>Delivery: Select at order</p> <p>Comments +</p> <p>Code: 622498571613 Vendor: puma官方店 Category: Sport slippers</p> <p>Weight (in kg.): 1.00</p>	 <p>PUMA Hummer official authentic : the same paragraph Muller shoes</p> <p>shoe size: 35.5; Color Classification: B 鞋码: 35.5; 颜色分类: 黑色-白-01;</p> <p>Price per 1 piece: 53 \$</p> <p>Delivery: Select at order</p> <p>Comments +</p> <p>Code: 622498571613 Vendor: puma官方店 Category: Sport slippers</p> <p>Weight (in kg.): 1.00</p>

Click blue dotted line to set default weight:

Basket and favourites

Maximum item count for the favorites ?
1000

Maximum item count for the cart ?
1000

Weight which will be setted by default ?
Vendor's weight

Default weight ?
0

Notification about abandoned cart ?
Not enabled

Select necessary value in drop-down menu:

Basket and favourites

Maximum item count for the favorites ? [1000](#)

Maximum item count for the cart ? [1000](#)

Weight which will be setted by default ?

Vendor's weight

Vendor's weight

Approximate weight

Absense of weight (zero)

✓

✕

Default weight ? [Not enabled](#)

Notification about abandoned cart ? [Not enabled](#)

Abandoned cart notification delay ? [1](#)

Save choice clicking check marked button:

Basket and favourites

Maximum item count for the favorites ? [1000](#)

Maximum item count for the cart ? [1000](#)

Weight which will be setted by default ?

Vendor's weight

✓

✕

Default weight ? [0](#)

Notification about abandoned cart ? [Not enabled](#)

Default weight

This weight is used if there is no exact or approximate value.

Click blue dotted line to set default weight:

Basket and favourites

Maximum item count for the favorites ? [1000](#)

Maximum item count for the cart ? [1000](#)

Weight which will be setted by default ? [Vendor's weight](#)

Default weight ?

0

✕

Notification about abandoned cart ? [Not enabled](#)

Abandoned cart notification delay ? [1](#)

Select necessary value in drop-down menu:

Basket and favourites

Maximum item count for the favorites ?	1000
Maximum item count for the cart ?	1000
Weight which will be setted by default ?	Vendor's weight
Default weight ?	<input type="text" value="0.50"/> <input checked="" type="checkbox"/> <input type="checkbox"/>
Notification about abandoned cart ?	Not enabled
Abandoned cart notification delay ?	1

Save choice clicking check marked button:

Basket and favourites

Maximum item count for the favorites ?	1000
Maximum item count for the cart ?	1000
Weight which will be setted by default ?	Vendor's weight
Default weight ?	<input type="text" value="0.50"/> <input checked="" type="checkbox"/> <input type="checkbox"/>
Notification about abandoned cart ?	Not enabled
Abandoned cart notification delay ?	1

Notification about abandoned cart

There is "Notification about abandoned cart" option to remind customer by email on left goods in the shopping cart and push him to make an order on your website.

However, it is better to carefully consider this setting if you have wholesale customers or offices (when orders are added piece by piece once a week during the month and sent at the end of the month) not to irritate the customer (rather all he already remembers that he has a basket waiting in the wings).

But this reminder will come in handy for young people and housewives.

General

All languages versions ▾

Minimal order cost ⓘ	0.00 USD	Types of sales	
Order number prefix ⓘ	ORD	Sale by auction ⓘ	Forbid
Passport data in the user profile ⓘ	Use	Local delivery is not allowed ⓘ	Allow
Payment in cash ⓘ	Enable	Used items ⓘ	Forbid
Open payment page in new window ⓘ	Enable	Items temporarily out of stock ⓘ	Forbid
Original package ⓘ	Ignore	Items not from the Collections Selector ⓘ	Allow
Order Insurance(%) ⓘ	30	Restricted to be displayed ⓘ	Forbid
Skip reordering ⓘ	Skip	Hide restricted items on the website ⓘ	Display
Hide money output ⓘ	Show		
Hide selection page weight (ordering) ⓘ	Show	Basket and favourites	
Hide delivery options (ordering) ⓘ	Hide	Maximum item count for the favorites ⓘ	1000
		Maximum item count for the cart ⓘ	1000
		Weight which will be setted by default ⓘ	Vendor's weight
User profile		Default weight ⓘ	0.50
User profile settings		Notification about abandoned cart ⓘ	Not enabled
Last name	Name of profile field	First name	
First name	State of profile field	Enabled and required	
Middle name			
		Abandoned cart notification delay ⓘ	1
		Notification about cart ready for clearance ⓘ	Not enabled

Click blue dotted line:

Basket and favourites

Maximum item count for the favorites ⓘ	1000
Maximum item count for the cart ⓘ	1000
Weight which will be setted by default ⓘ	Vendor's weight
Default weight ⓘ	0.50
Notification about abandoned cart ⓘ	Not enabled
Abandoned cart notification delay ⓘ	1
Notification about cart ready for clearance ⓘ	Not enabled

Select necessary value from drop-down menu:

Basket and favourites

Maximum item count for the favorites ⓘ [1000](#)

Maximum item count for the cart ⓘ [1000](#)

Weight which will be settled by default ⓘ [Vendor's weight](#)

Default weight ⓘ [0.50](#)

Notification about abandoned cart ⓘ

Not enabled

Not enabled

Enabled

☒
☐

Abandoned cart notification delay ⓘ [1](#)

Notification about cart ready for clearance ⓘ [Not enabled](#)

Save necessary value clicking check marked button:

Default weight ⓘ [0.50](#)

Notification about abandoned cart ⓘ

Not enabled

Not enabled

Enabled

☒
☐

Abandoned cart notification delay ⓘ [1](#)

Notification about cart ready for clearance ⓘ [Not enabled](#)

Abandoned cart notification delay

This field defines number of days (days) since the last change of the cart until the moment an email will be sent to the customer with uncompleted order reminder.

General All languages versions -

Minimal order cost ⓘ	0.00 USD	Types of sales	
Order number prefix ⓘ	ORD	Sale by auction ⓘ	Forbid
Passport data in the user profile ⓘ	Use	Local delivery is not allowed ⓘ	Allow
Payment in cash ⓘ	Enable	Used items ⓘ	Forbid
Open payment page in new window ⓘ	Enable	Items temporarily out of stock ⓘ	Forbid
Original package ⓘ	Ignore	Items not from the Collections Selector ⓘ	Allow
Order Insurance(%) ⓘ	30	Restricted to be displayed ⓘ	Forbid
Skip reordering ⓘ	Skip	Hide restricted items on the website ⓘ	Display
Hide money output ⓘ	Show		
Hide selection page weight (ordering) ⓘ	Show	Basket and favourites	
Hide delivery options (ordering) ⓘ	Hide	Maximum item count for the favorites ⓘ	1000
		Maximum item count for the cart ⓘ	1000
		Weight which will be settled by default ⓘ	Vendor's weight
		Default weight ⓘ	0.50
		Notification about abandoned cart ⓘ	Not enabled
		Abandoned cart notification delay ⓘ	1
		Notification about cart ready for clearance ⓘ	Not enabled

User profile

User profile settings

Last name	Name of profile field	First name
First name	State of profile field	Enabled and required
Middle name		

Click blue dotted line to set necessary value:

Notification about abandoned cart ? [Not enabled](#)

Abandoned cart notification delay ? **1**

Notification about cart ready for clearance ? [Not enabled](#)

Cart ready for clearance notification delay ? **5**

Add necessary value (or use a special slider to increase or decrease number in the window by clicking):

Notification about abandoned cart ? [Not enabled](#)

Abandoned cart notification delay ? **2** ✓ ✕

Notification about cart ready for clearance ? [Not enabled](#)

Cart ready for clearance notification delay ? **5**

Save necessary value clicking check marked button:

Notification about abandoned cart ? [Not enabled](#)

Abandoned cart notification delay ? **2** ✓ ✕

Notification about cart ready for clearance ? [Not enabled](#)

Cart ready for clearance notification delay ? **5**

Notification about cart ready for clearance

This option enables email notifications about clearing the cart. It is recommended to empty the cart (not to waste website resources because you have to pay for used space) after some time if shopping cart is abandoned. You can send notification to customer to give him the last chance to place an order before removing items from the cart.

General

All languages versions -

Minimal order cost ⓘ	0.00 USD	Types of sales	
Order number prefix ⓘ	ORD	Sale by auction ⓘ	Forbid
Passport data in the user profile ⓘ	Use	Local delivery is not allowed ⓘ	Allow
Payment in cash ⓘ	Enable	Used items ⓘ	Forbid
Open payment page in new window ⓘ	Enable	Items temporarily out of stock ⓘ	Forbid
Original package ⓘ	Ignore	Items not from the Collections Selector ⓘ	Allow
Order Insurance(%) ⓘ	30	Restricted to be displayed ⓘ	Forbid
Skip reordering ⓘ	Skip	Hide restricted items on the website ⓘ	Display
Hide money output ⓘ	Show		
Hide selection page weight (ordering) ⓘ	Show	Basket and favourites	
Hide delivery options (ordering) ⓘ	Hide	Maximum item count for the favorites ⓘ	1000
		Maximum item count for the cart ⓘ	1000
		Weight which will be set by default ⓘ	Vendor's weight
		Default weight ⓘ	0.50
		Notification about abandoned cart ⓘ	Not enabled
		Abandoned cart notification delay ⓘ	1
		Notification about cart ready for clearance ⓘ	Not enabled

User profile

User profile settings

Last name

Name of profile field

First name

First name

State of profile field

Enabled and required

Middle name

Click blue dotted line to enable or disable notification:

Abandoned cart notification delay ⓘ

2

Notification about cart ready for clearance ⓘ

Not enabled

Cart ready for clearance notification delay ⓘ

5

Max delay before cart is cleared

60

Select necessary value from drop-down menu:

Abandoned cart notification delay ⓘ

2

Notification about cart ready for clearance ⓘ

Not enabled

Not enabled

Enabled

✓

✕




Cart ready for clearance notification delay ⓘ

5

Max delay before cart is cleared

60

Save choice clicking check marked button:

Abandoned cart notification delay ?	2
Notification about cart ready for clearance ?	Not enabled   
Cart ready for clearance notification delay ?	5
Max delay before cart is cleared	60





Cart ready for clearance notification delay

Number of days from the last change in the cart until an email is sent to the customer that the cart will be cleared.


Click blue dotted line to set necessary value:

User profile User profile settings Last name First name Middle name INN Country code City Address Postal code		Weight which will be set by default ? Vendor's weight Default weight ? 0.50 Notification about abandoned cart ? Not enabled Abandoned cart notification delay ? 2 Notification about cart ready for clearance ? Not enabled Cart ready for clearance notification delay ? 5 Max delay before cart is cleared 60
---	--	--

Add necessary value (or use a special slider to increase or decrease number in the window by clicking):

Notification about cart ready for clearance ?	Not enabled
Cart ready for clearance notification delay ?	3    
Max delay before cart is cleared	60

Save necessary value clicking check marked button:

Notification about cart ready for clearance	Not enabled
Cart ready for clearance notification delay	<input type="text" value="3"/> 
Max delay before cart is cleared	60

Delay before cart is cleared

Number of days from the last change in the cart before it's cleared. This value is the same for all sites – 60 days. It's not edited.

Basket and favourites	
Maximum item count for the favorites	1000
Maximum item count for the cart	1000
Weight which will be setted by default	Vendor's weight
Default weight	0.50
Notification about abandoned cart	Not enabled
Abandoned cart notification delay	2
Notification about cart ready for clearance	Not enabled
Cart ready for clearance notification delay	5
Max delay before cart is cleared	60