

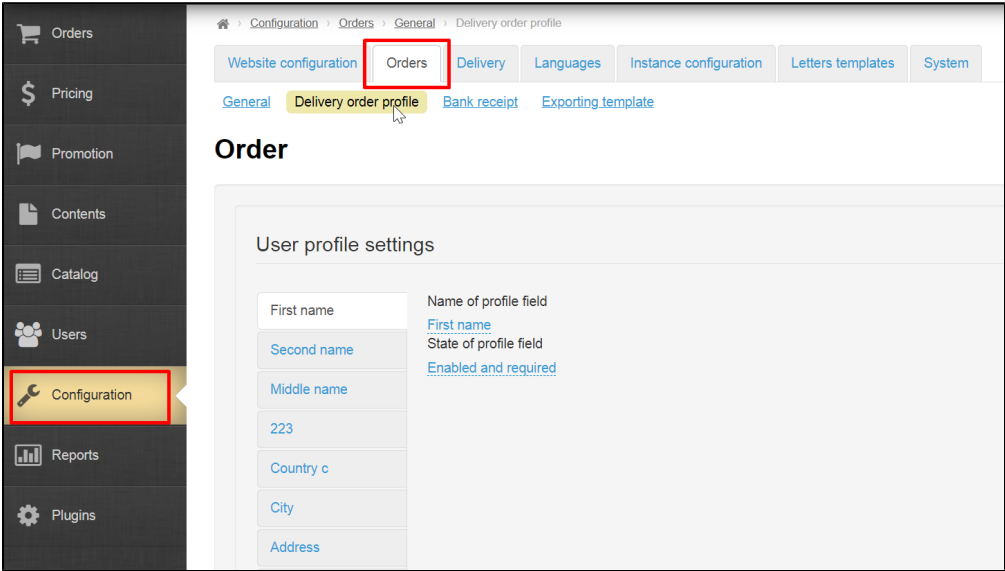
# Delivery order profile



- [Language version](#)
- [Add](#)
- [Required field](#)
- [Delete \(disable\)](#)

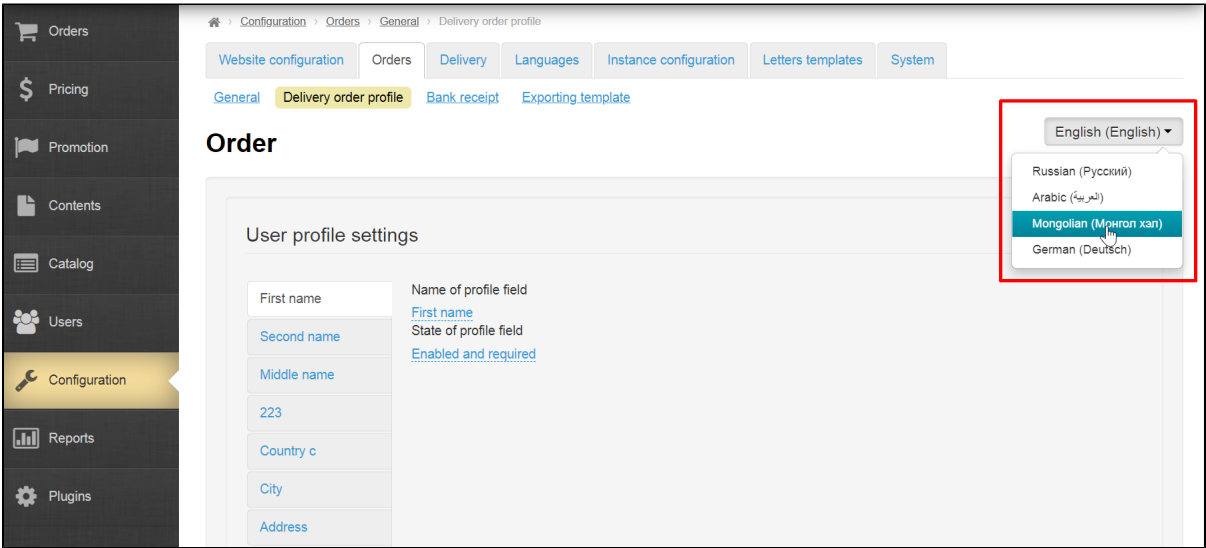
Configuration Orders Delivery order profile

Individual fields can be customized for delivery



## Language version

Delivery profile fields can be specified separately for each language version.



## Add

The number of fields set by default: 13.

You can change name and state of each field (disabled, enabled, enabled, and required).

Select the graph on the left to edit

Order

User profile settings

First name

Second name

Middle name

223

Country c

City

Address

Postal code

Name of profile field

First name

State of profile field

Enabled and required

Click "Name of profile field" box to specify name

User profile settings

First name

Second name

Middle name

223

Country c

City

Address

Name of profile field

Second name

State of profile field

Enabled and required

Change field name to necessary one and click checkmark button to save changes.

User profile settings

First name	Name of profile field
Second name	Second name
Middle name	State of profile field
223	Enabled and required
Country c	
City	
Address	

## Required field

Select a field from the list on the left to make it mandatory

User profile settings

First name	Name of profile field
Second name	First name
Middle name	State of profile field
223	Enabled and required
Country c	
City	
Address	

Select "Enabled and required" from drop-down in "State of profile field"

### User profile settings

First name	Name of profile field
Second name	<a href="#">Second name</a>
Middle name	State of profile field
223	Enabled <input type="checkbox"/> <input checked="" type="checkbox"/>
Country c	Disabled <input type="checkbox"/> <input checked="" type="checkbox"/>
City	Enabled <input type="checkbox"/> <input checked="" type="checkbox"/>
Address	Enabled and required <input type="checkbox"/> <input checked="" type="checkbox"/>
Postal code	

Save choice by tick button

### User profile settings

First name	Name of profile field
Second name	<a href="#">Second name</a>
Middle name	State of profile field
223	Enabled and require <input type="checkbox"/> <input checked="" type="checkbox"/>
Country c	
City	
Address	

## Delete (disable)

It's impossible to delete fields, however, you can turn off fields that you don't need. Click a field that you don't need

User profile settings

First name

Second name

Middle name

223

Country c

City

Address

Postal code

Name of profile field

[Second name](#)

State of profile field

[Enabled and required](#)

Click "Enabled" in "State of profile field"

User profile settings

First name

Second name

Middle name

223

Country c

City

Address

Postal code

Name of profile field







[Middle name](#)

State of profile field

[Enabled](#)



Select "Disabled" in drop-down list

### User profile settings

First name	Name of profile field
Second name	<a href="#">Middle name</a>
Middle name	State of profile field
223	Enabled  
Country c	Disabled  
City	Enabled  
Address	Enabled and required
Postal code	

Save changes

### User profile settings

First name	Name of profile field
Second name	<a href="#">Middle name</a>
Middle name	State of profile field
223	Disabled  
Country c	
City	
Address	
Postal code	

This field won't be used now and your customers will not see it